

## Login Instructions for State Public Officers

If you have an email address that ends with @delaware.gov, follow these instructions to sign into the PIRS application

1. Begin by going to <https://pirs.delaware.gov>

The screenshot shows the homepage of the Public Integrity Reporting System (PIRS) on Delaware.gov. The header includes the Delaware.gov logo, navigation links for Agencies, News, Topics, and Contact, and the text "Public Integrity Reporting System" with the phone number 302-739-2399. Below the header is a "Welcome" section featuring the Public Integrity Commission logo and a description of the PIRS database. Two login buttons are visible: "Lobbyist Log In" and "Public Officer Log In". Below these are four menu categories: "Employers" (Explore Employers, Download Employer Data), "Lobbyists" (Explore Lobbyists, Download Lobbyist Data), "Lobbying Activity" (Download Lobbying Activity GA 151 (PDF), Download Lobbying Activity GA 151 (CSV), Download Lobbying Activity GA 150 (PDF), Download Lobbying Activity GA 150 (CSV)), and "More Resources" (FOIA Requests, Public Integrity Commission, Search Bills at Legislative Hall, Public Officers Financial Disclosures FAQ, Lobbyists FAQ). The footer contains the Delaware.gov logo and name.

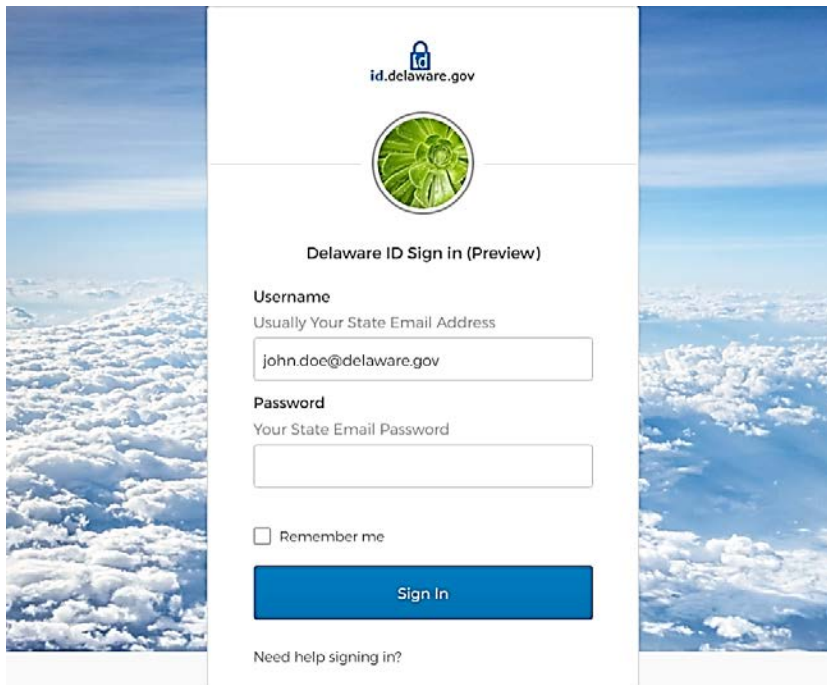
2. Click on the Public Officer Login Button

This screenshot is identical to the one above, but with a red arrow pointing directly to the "Public Officer Log In" button. Below the "Welcome" section, the "Employers" and "Lobbyists" menu categories are partially visible.

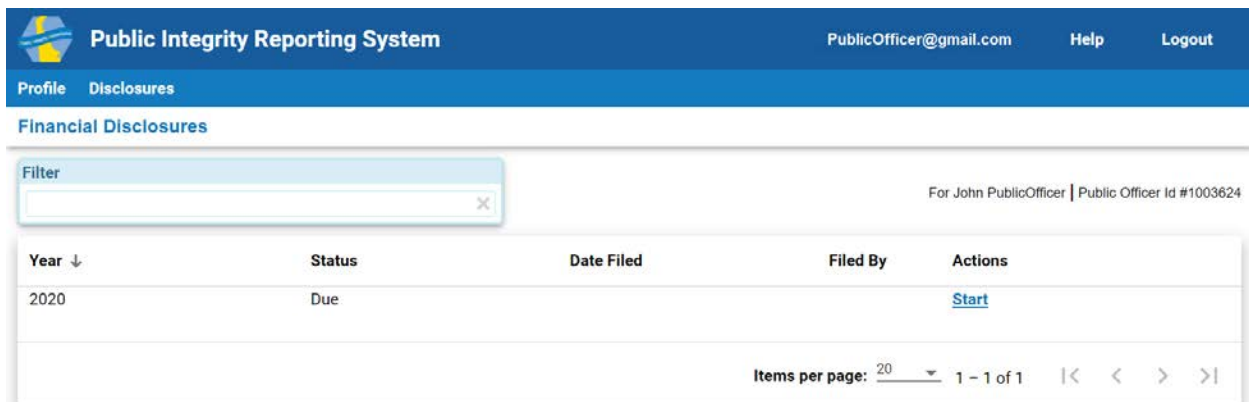
3. The Login Page will display. Click on the “Delaware.gov Sign In” button



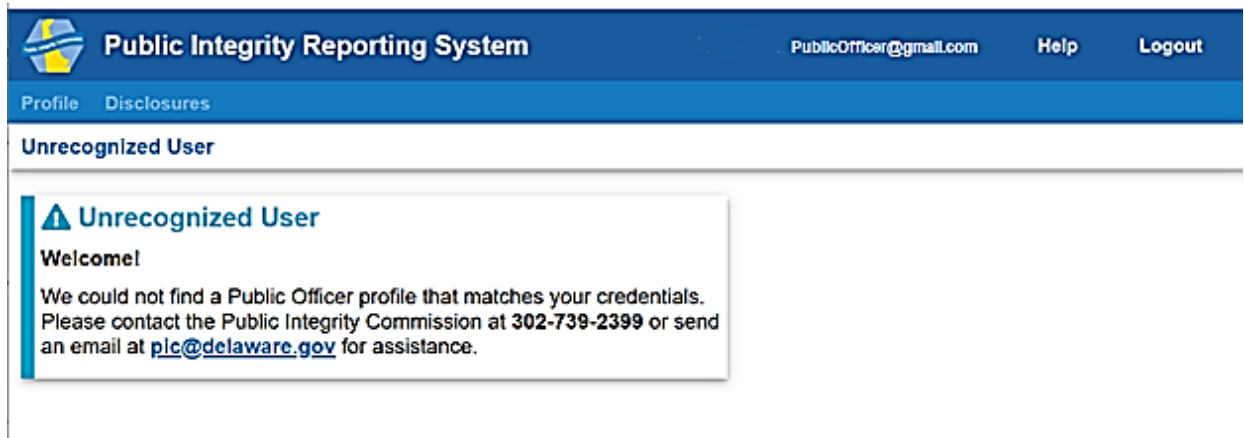
4. You will be taken to your ID.Delaware.Gov sign-in page similar to the one below



5. Login with your State credentials. You will be brought to the PIRS application. A screen similar to the one below will display. You may now begin your Financial Disclosure or logout of the PIRS application.



Should you arrive at the following screen, please contact the Public Integrity Commission.



The screenshot shows the top navigation bar of the Public Integrity Reporting System. The header includes the system name, a user email address, and links for Help and Logout. Below the header, there are links for Profile and Disclosures. The main content area displays a message for an unrecognized user, including a warning icon, a heading, a greeting, and instructions on how to contact the Public Integrity Commission for assistance.

**Public Integrity Reporting System**      PublicOfficer@gmail.com      Help      Logout

Profile      Disclosures

**Unrecognized User**

**⚠ Unrecognized User**

**Welcome!**

We could not find a Public Officer profile that matches your credentials. Please contact the Public Integrity Commission at 302-739-2399 or send an email at [plc@delaware.gov](mailto:plc@delaware.gov) for assistance.